



# GREEN CONNECTIONS

## Quick Start Guide



City of  
Norwood  
Payneham  
& St Peters

# Creating habitats, growing community

Welcome to the Green Connections community! By choosing a Shade Hero tree or a Seeds for Country Starter Pack, you're playing an essential role in cooling the City of Norwood Payneham & St Peters and helping to bring local biodiversity back to life.

Our mission is to work with the community to implement clever, sustainable approaches that make our gardens and streets smarter, not harder. We're focusing on two powerful concepts:

## **Water Sensitive Urban Design (WSUD):**

"Thinking like a sponge" to catch precious rainwater and stop it from washing away.

## **Biodiversity Sensitive Urban Design (BSUD):**

Planting the right local native species that our local birds, bees, and wildlife need.

Together, these approaches create super-efficient, high-performance gardens that save water, reduce heat, and make our neighbourhoods healthier and happier for everyone (and everything!) who lives here.

Keep reading to find out how you can join in!

## **Contents**

1. Getting the ground ready	2
2. Plant selection	2
3. Planting for success	3
4. Caring for your garden and caring for country	4
5. Verification and expert advice	5
6. Become a seed connector	5
Council approved species list	6

## **Connecting to Country**

The Green Connections program aims to incorporate the principle of Caring for Country, to foster a deeper understanding of the local environment and align planting practices with sustainable, ecologically sound stewardship principles.



# 1 Getting the ground ready

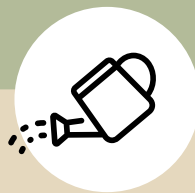
## **Before you pick up your tree or plant pack:**

(Voucher must be redeemed by 15 June 2026)



### **Clear the space**

Remove any weeds or old mulch from the planting area.



### **Check the soil**

If your soil is dry or hard, apply a soil wetter a few days before planting. This helps water reach the roots more effectively.



### **Safety first**

If you're planting on your verge, make sure to follow all Council guidelines. Always check for underground services via Before You Dig Australia at [BYDA.com.au](https://www.byda.com.au) to protect pipes and cables.

# 2 Plant selection

**Before redeeming your voucher at the nursery, please review the Council Approved Species List on page 6.**

## **Choose Native**

Vouchers are only valid for species on the approved list, selected for their climate resilience and ability to provide habitat.

## **Build a Home for Nature**

Combining a large Shade Hero tree (canopy layer) and smaller Seeds for Country plants (shrub/groundcover layers) creates a layered habitat, helping local wildlife safely move through the city (creating habitat corridors).

## **Consult the Experts**

Nursery staff can guide you to choose the best species for your property's specific conditions. Don't hesitate to ask for their expert advice!



# 3 Planting for success

Planting should take place between April and August to align with the Autumn and Winter seasons.

## 1. Dig the Hole

Make the hole twice as wide as the plant's pot but no deeper. Avoid smooth edges; the hole should have rough sides to help the roots grow.

## 2. Soak the Plant

Soak your tubestock or potted plant in water for a few minutes before removing it from the pot. This ensures the roots are hydrated and free from air bubbles.

## 3. Remove the Plant

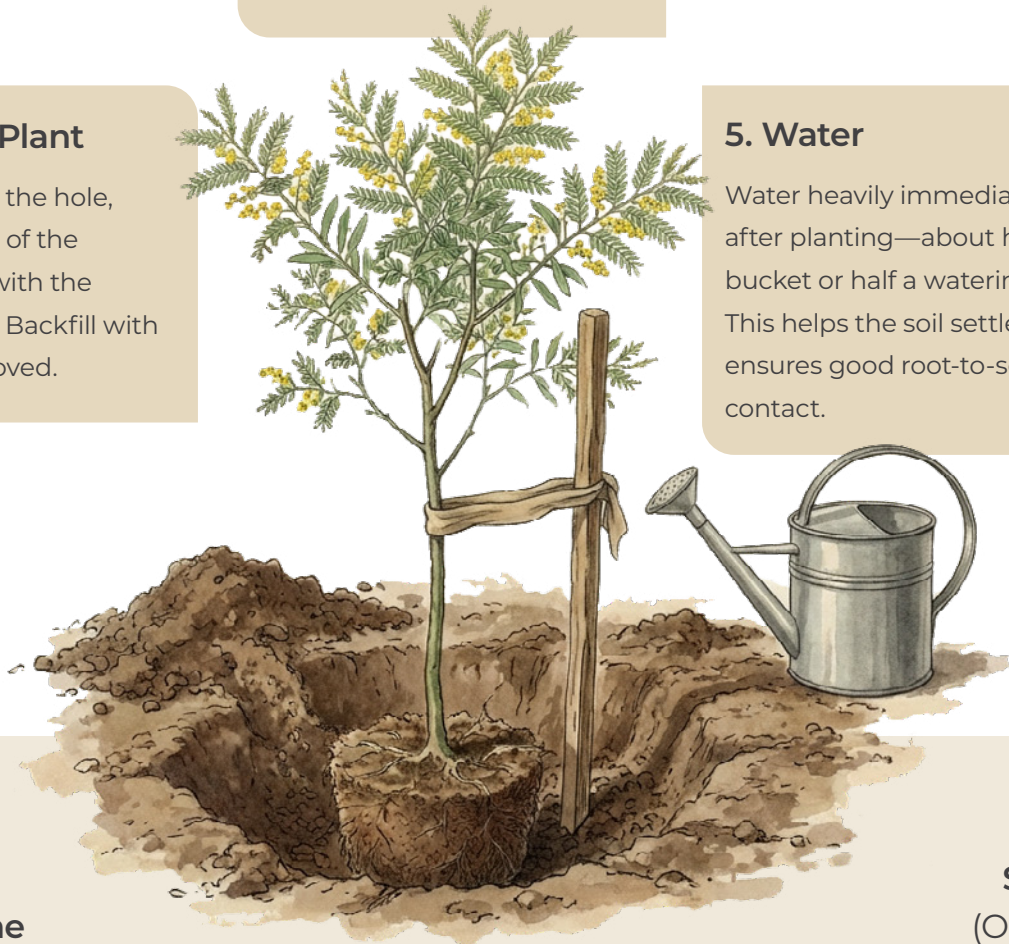
Tap the outside of the container to loosen the plant and gently tease out any coiled roots. Avoid disturbing the roots too much.

## 4. Place the Plant

Put your plant in the hole, ensuring the top of the root ball is level with the surrounding soil. Backfill with the soil you removed.

## 5. Water

Water heavily immediately after planting—about half a bucket or half a watering can. This helps the soil settle and ensures good root-to-soil contact.



## THEN...

### Add Mulch but leave some bare ground

Apply a layer of mulch 5–10 cm deep but keep it away from the plant's stem to prevent rot. Mulch reduces evaporation, prevents weeds, and improves soil health, but small patches of bare soil give ground-nesting bees and other invertebrates a place to call home.

### Staking (Optional)

For large trees in exposed locations, staking can help protect them from wind until they are established. Be sure the tree can still sway in the wind to encourage strong root growth. Stakes should be removed after two years.

## 4 Caring for your garden and caring for country



**Taking care of your new plants is essential for their success.**

### Watering

In autumn and winter, water your young natives at least once a month. In the first few summers, water them deeply at least twice a week. Once established after 2–3 years, they will need less frequent watering but still benefit from deep watering before heatwaves or dry spells.

### Feeding

Use native-specific slow-release fertilizer. Many native plants are sensitive to phosphorus found in standard fertilizers.

### Pruning

Prune trees in spring or early summer after the first year to encourage healthy growth. Shrubs can be lightly trimmed after flowering to promote dense, bushy growth—helping create a safer habitat for wildlife.

### Go chemical-free

Avoid broad-spectrum pesticides and limit chemical use which can be harmful to pollinators and other beneficial insects that help your garden thrive.

### Grow your wildlife garden

Once your plants are established, consider adding more local species from native nurseries. You can also add logs, rocks, bee hotels, or even a frog pond to create richer habitats. Use local, sustainable materials, and always leave wild nature where it belongs.

### Go beyond

Join local environmental groups like Friends of St Peters Billabong, Borthwick Park, Linde Community Garden or Sustainable Communities to support broader environmental efforts.

## 5 Verification and expert advice

### Mandatory: 'Soak & Snap' Survey

To complete your participation, upload a photo of your planted garden by **31 August 2026** via our online survey by scanning the QR code or visiting [npsp.sa.gov.au/green-connections](https://npsp.sa.gov.au/green-connections)

### Additional Guidelines

#### Verge Guidelines

Important safety rules for planting on nature strips.

[npsp.sa.gov.au/vpg](https://npsp.sa.gov.au/vpg)

#### Gardening Guides and Advice

Links to other sites for more information on garden design and native plants for your garden.

[greenadelaide.sa.gov.au/resources](https://greenadelaide.sa.gov.au/resources)

#### Local Community Groups

Links to local environmental groups and how you can get involved.

[npsp.sa.gov.au/enviro-groups](https://npsp.sa.gov.au/enviro-groups)

## 6 Become a seed connector

### Join our founding community of Green Connectors!

**Share Your Progress** Post a photo of your new garden or verge on social media using #GreenConnectionsNPSP.

**Need Advice?** Reach out to our Green Connectors for tips and support.

















An initiative of the City of Norwood Payneham & St Peters.  
For more information, visit [npsp.sa.gov.au](https://npsp.sa.gov.au)



# GREEN CONNECTIONS

## Council approved species list

### Key

Ecological Benefit/Service	Planting Conditions
 Shelter and shade provision	 Full Sun
 Provides for butterflies and native bees (food or habitat)	 Part Shade
 Provides for small native birds (food or habitat)	 Shade
 Provides for native reptiles (food or habitat)	 Frost Tolerant
 Provides for small native mammals (food or habitat)	 Drought-resistant/tolerant
 Soil Stabilisation/Erosion control	 Tolerant of waterlogging/flooding
 Wind break	
 Creek restoration	
 Soil Improving (e.g. nitrogen fixing)	
 Weed suppression	

## Path A: Shade Hero Tree

The Shade Hero trees available on this list are all local native species that have been selected for meeting key criteria known to be able to provide shade and shelter for both humans and wildlife.

The key criteria were:

- Long lived tree species (at least 25 years)
- Ability to grow at least four metres in height)
- Provides shade when the sun is at its highest point (e.g. tree form is round, spreading, oval, open, weeping and not columnar, conical, pyramidal, etc)

Common Name <i>Scientific Name</i>	Ecological Benefit/Service	Height	Width	Lifespan (years)	Planting Conditions
<b>Upper Storey – Canopy Trees</b>					
<b>Silver Banksia</b> <i>Banksia Marginata</i> 	    <i>Image credit: Martin Stokes</i>	Up to 8 m	3–5 m	80+	  Wide variety of well-drained soil types but restricted to sandy soils in Adelaide region.
<b>Native Apricot</b> <i>Pittosporum Angustifolium</i> 	   Local Conservation Status: Rare <i>Image credit: Martin Stokes</i>	Up to 8 m	3–6 m	>100	   Wide variety of soils (clay, loam, sand); prefers well-drained loam in a garden setting.
<b>Dryland Tea Tree</b> <i>Melaleuca lanceolata</i>	     State Conservation Status: Uncommon	Up to 10 m	Up to 5 m	>100	   Prefers alkaline soils.
<b>Drooping Sheoak</b> <i>Allocasuarina Verticillata</i>	    	Up to 15 m	Up to 5 m	>100	  Tolerates wide range of well-drained soils including coastal limestone, sand, and clay.










































## Path A: Shade Hero Tree Continued

Common Name <i>Scientific Name</i>	Ecological Benefit/Service	Height	Width	Lifespan (years)	Planting Conditions
<b>Upper Storey – Canopy Trees</b>					
<b>Pink Gum</b> <i>Eucalyptus Fasciculosa</i> 	     State Conservation Status: Rare <i>Image credit: Martin Stokes</i>	Up to 15 m	4–8 m	>100	 Tolerates wide range of well-drained soils.
<b>Grey Box</b> <i>Eucalyptus Microcarpa</i>	     State Conservation Status: Uncommon	Up to 15 m	5–10 m	>100	  Prefers well-drained to heavy soils (Clay, Loam).  Once established.
<b>SA Blackwood</b> <i>Acacia Meanoxylon</i>	     	Up to 18 m	4–8 m	80+	  Prefers moist, well-drained loamy soils. Tolerates a range of conditions once established.
<b>South Australian Blue Gum</b> <i>Eucalyptus Leucoxylon</i>	     	> 20 m (dwarf variety available)	6–12 m	>100	 Prefers well-drained soils (loam, clay, sand); very adaptable to a wide range of sites in Adelaide region.
<b>River Red Gum</b> <i>Eucalyptus Camaldulensis</i>	       	> 20 m	8–15 m	>100	 Highly adaptable, growing in sandy, loamy, or heavy clay soils.  Once established.  Requires permanent or semi-permanent water availability while establishing; grows along riverbanks and floodplains in heavy clay soils.

## Path B: Seeds for Country Starter Pack










































The Seeds for Country Starter Pack has been designed to help you create vital habitat layers following Biodiversity Sensitive Urban Design (BSUD) principles, attracting local pollinators and birds while improving your garden's climate resilience.


































To achieve this effectively, we recommend selecting a variety of species from different habitat layers depending on your space (private garden vs. public verge). For example, a verge planting should focus on selecting at least three different species from the low-growing or ground cover layers (under 650mm tall), avoiding tall or prickly plants to comply with Council safety guidelines.

Common Name <i>Scientific Name</i>	Ecological Benefit/Service	Height	Width	Planting Conditions	Verge Friendly
<b>Middle Storey – Small Trees and Large Shrubs</b>					
Wirilda <i>Acacia Retinodes</i>	  	6–10 m	2–3 m	    Prefers moist to boggy, adaptable to most soils including clay.	No
Golden Wattle <i>Acacia Pycnantha</i>	    	3–8 m	2–3 m	    Most well-drained soils; fast-growing but can be short-lived (10–15 yrs).	No
Woolly Tea Tree <i>Leptospermum Lanigerum</i> 	    State Conservation Status: Uncommon <i>Image credit: Martin Stokes</i>	2–5 m	2–4 m	    Moist to wet, sandy soil.	No
Kangaroo Thorn <i>Acacia Paradoxa</i> (For small animals)	   	2–4 m	2–3 m	    Adaptable to most soils.	No
Sweet Bursaria/ Prickly Box <i>Bursaria Spinosa</i> 	    (For small animals) <i>Image credit: Martin Stokes</i>	1–4 m	1–3 m	    Wide range of soils.	No




























## Path B: Shade Hero Tree Continued

Common Name <i>Scientific Name</i>	Ecological Benefit/Service	Height	Width	Planting Conditions	Verge Friendly
<b>Middle Storey – Medium Shrubs</b>					
Mallee Honey-myrtle <i>Melaleuca Brevifolia</i>	   Local Conservation Status: Rare	2–3 m	1–2 m	    Damp or dry areas; tolerant of moderate salinity.	No
Hop Bush <i>Dodonaea Viscosa</i>	   Local Conservation Status: Rare	1–3 m	1–3 m	    Well-drained soil.	No
Sticky Boobiolla <i>Myoporum Viscosum</i>  <i>Image credit: Martin Stokes</i>	   Local Conservation Status: Rare	1–3 m	1–3 m	    Wide range of soils.	No
Wreath Wattle/ Gold Dust Wattle <i>Acacia Acinacea</i>	   Local Conservation Status: Rare	1–2 m	1–2 m	   Well-drained soil; fast growing.	No
Twisty Daisy-bush <i>Olearia Ramulosa</i>  <i>Image credit: Jeremy Gramp</i>	  Local Conservation Status: Rare	1–2 m	1–1.5 m	   Well-drained soils.	No
<b>Lower Storey – Small Shrubs</b>					
Native Lucerne <i>Cullen Australasicum</i>	  Local Conservation Status: Rare	~0.5 – 1.5 m	~0.5 – 1 m	  Well-drained to rocky soils; susceptible to frost when young.	Yes, if maintained below 650 mm








Common Name <i>Scientific Name</i>	Ecological Benefit/Service	Height	Width	Planting Conditions	Verge Friendly
Native Hollyhock <i>Lavatera Plebeia</i>	 	~0.5 – 1.5 m	~0.5 m	   Moist, well-drained soil.	Yes, if maintained below 650 mm
White/Pink Correa <i>Correa alba var. pannosa</i> or <i>C. pulchella</i>	 	0.5 – 1.5 m	1–2 m	    Well-drained soils, incl. coastal/sandy soils.	Yes, if maintained below 650 mm
Small-leaf Cullen <i>Cullen Parvum</i>	    Local Conservation Status: Endangered	~0.5 – 1 m	~0.5 m	  Moist, well-drained soil; associated with alluvial plains, creeks, ephemeral pools.	Yes, if maintained below 650 mm, best near creek/water
Lavender Grevillea <i>Grevillea Lavandulacea</i> 	  <i>Image credit: Martin Stokes</i>	0.5 – 1 m	1–2 m	    Well-drained soil.	Yes
Guinea-flower Species <i>Hibbertia Virgata</i> or <i>Riparia</i> or <i>Sericea</i> 	  <i>Image credit: Martin Stokes</i>	0.3– 1 m	0.5– 1 m	Depending on choice:     Well-drained sandy or rocky soil.	Yes, if maintained below 650 mm
<b>Understorey – Climber</b>					
Sweet Apple Berry <i>Billardiera Cymosa</i> or <i>Scandens</i> 	    <i>Image credit: Martin Stokes</i>	Climber 1–2 m (can be shrubby in open position)	1–4 m spread	     Well-drained soils, (sand, clay, loam; acidic, alkaline, or neutral).	Yes, if maintained below 650 mm









Common Name <i>Scientific Name</i>	Ecological Benefit/Service	Height	Width	Planting Conditions	Verge Friendly
Native Bindweed <i>Calystegia Sepium</i>		Climber	1–2 m spread	  Moist soil.	Yes, if maintained below 650 mm, best near creek/water
Native Wisteria <i>Hardenbergia Violacea</i>	     <i>Image credit: Jeremy Gramp</i>	Climber	1–2 m spread	    Well-drained soil.	Yes, if maintained below 650 mm
<b>Understorey – Ground Cover</b>					
Billy buttons <i>Craspedia Variabilis</i>		0.3–0.5 m	0.5–1 m	    Moist, well-drained soil.	Yes
Ruby Saltbush <i>Enchylaena Tomentosa</i>	    <i>Image credit: Martin Stokes</i>	0.3–0.6 m	1–2 m (prostrate)	    Wide range of soils, incl. sandy/saline.	Yes
Lagoon Saltbush <i>Atriplex Suberecta</i>	 	0.3–0.5 m	1–1.5 m (prostrate)	   Tolerates salt and heavy soils.	Yes
Austral Trefoil/Pea <i>Lotus Australis</i>	  Local Conservation Status: Uncommon   <i>Image credit: Jeremy Gramp</i>	~0.3–0.6 m	~0.5 m	  Well-drained soils.	Yes

Common Name <i>Scientific Name</i>	Ecological Benefit/Service	Height	Width	Planting Conditions	Verge Friendly
Common Everlasting <i>Chrysocephalum Apiculatum</i>		0.2–0.5 m	0.5–1 m	  Well-drained soils.	Yes
Grassland Geranium <i>Geranium Retrorsum</i>		0.2–0.5 m	0.2–1 m	  Summer dry, winter moist well-drained soils.	Yes
Lemon beauty-heads <i>Calocephalus Citreus</i>	 Local Conservation Status: Rare	0.2–0.5 m	0.2–1 m	   Once established. Well-drained to occasionally flooded soils (sand, clay, loam, saline).	Yes
Creeping Saltbush <i>Atriplex Semibaccata</i>	   	0.2–0.4 m	1–2 m (prostrate)	   Tolerates wide range of soils, including clay/saline/disturbed sites.	Yes
Round-leaved Pigface <i>Disphyma Crassifolium</i>	  	0.2–0.3 m	0.6–1 m	   Wide range of soils (sandy, clay, saline, poor); salt tolerant.	Yes
Creeping Boobialla <i>Myoporum Parvifolium</i>  <i>Image credit: Jeremy Gramp</i>	   	0.2 m	2–5 m spread	   Wide range of soils; very hardy.	Yes
New Holland Daisy species <i>Vittadinia Australasica or Blackii or Cuneata or Gracilis</i>	   Local Conservation Status: blackii – Rare	0.1–0.4 m	0.2–0.3 m	   Well-drained sandy, clay, or limestone soils.	Yes
Pale Fanflower <i>Scaevola Albida</i>	 	0.1–0.3 m	0.5–1.5 m	   Well-drained to moist soils.	Yes

Common Name <i>Scientific Name</i>	Ecological Benefit/Service	Height	Width	Planting Conditions	Verge Friendly
Coastal Brookweed <i>Samolus Repens</i>	 Local conservation status: Uncommon	0.1–0.3 m	0.5–1 m	    Moist to wet soils, often saline/coastal.	Yes, best near creek/water
Scarlet Runner <i>Kennedia Prostrata</i>  <i>Image credit: Martin Stokes</i>	  	0.1–0.2 m	1–4 m spreading	    Well-drained soils.	Yes
<b>Understorey – Lilies</b>					
Black Anther Flax-lily <i>Dianella Revoluta</i>  <i>Image credit: Jeremy Gramp</i>	 	0.5–1 m	0.5–1 m (clump)	  Wide range of soils; very hardy.	Yes
Vanilla Lily species <i>Arthropodium Strictum or Fimriatum</i>  <i>Image credit: Supplied by Green Adelaide</i>		0.3–0.8 m	0.3 (clump)	  Well-drained soils.	Yes
Bulbine-lily <i>Bulbine Bulbosa</i>  <i>Image credit: Martin Stokes</i>	 Native alternative to exotic bulbs like daffodils.	0.3–0.75 m	0.1–0.3 m (clump)	   Moist, well-drained soil (often naturally in seasonally inundated areas).	Yes



Common Name <i>Scientific Name</i>	Ecological Benefit/Service	Height	Width	Planting Conditions	Verge Friendly
<b>Understorey – Grasses</b>					
<b>Kangaroo Grass</b> <i>Themeda Triandra</i>		0.5 – 1.5 m	0.5 – 1 m (clump)	 Well-drained soils; sensitive to high phosphorus.	Yes
<b>Common Tussock Grass</b> <i>Poa Labillardieri</i> <i>Var. Labillardieri</i>	  <i>Image credit: Supplied by Green Adelaide</i>	0.5 – 1 m	0.5 – 1 m (clump)	 Damp/wet soils; handles seasonal inundation.	Yes
<b>Lemon Grass</b> <i>Cymbopogon Ambiguous</i>	 Distinct citronella scent (mosquito deterrent).  Local conservation status: Vulnerable	0.5 – 1 m	0.5 – 1 m (clump)	 Well-drained soils.	Yes
<b>Native Wheat-grass</b> <i>Elymus Scarber</i> <i>Var. Scaber</i>	 Good lawn alternative (can be mown).	0.3 – 1 m	0.5 – 1 m	 Well-drained to moist soils (loam, clay, sand).	Yes
<b>Wallaby Grass species</b> <i>Austradanthonia</i> <i>Carphoides</i> or <i>Racemosa</i> or <i>Setacea</i> or <i>Tenuior</i> or <i>Fulva</i>	 Excellent low-maintenance grass.  Local conservation status: some Rare or Uncommon	0.3 – 0.7 m	0.3 – 0.5 m (clump)	 Wide range of soils.	Yes
<b>Weeping Love-grass</b> <i>Eragrostis Parviofora</i>	 Excellent low-maintenance grass.  Local conservation status: Endangered	0.3 – 0.7 m	0.3 – 0.6 m	 Moist to wet soils (loam, clay, sand).	Yes

Common Name <i>Scientific Name</i>	Ecological Benefit/Service	Height	Width	Planting Conditions	Verge Friendly
Grey-beard Grass species  <i>Amphigon</i> <i>Caricinus</i> or <i>Strictus</i>	 Local conservation status: caricinus – Uncommon	0.2 – 0.6 m	0.3 – 0.5 m (clump)	 Well-drained soils (sandy, skeletal, red earth); very hardy, drought tolerant.	Yes
Weeping Rice Grass  <i>Microlaena</i> <i>Stipoides</i>	 Good lawn alternative (tolerates moderate foot traffic).	0.2 – 0.5 m	0.5 – 1 m	 Moist, well-drained soil.	Yes
Black-head Grass  <i>Enneapogon</i> <i>Nigricans</i>	 Hardy grass often found in disturbed areas.	0.2 – 0.5 m	0.2 – 0.4 m	 Well-drained soils (often rocky or skeletal).	Yes
Spear-grass species  <i>Austrostipa</i> <i>Blackii</i> or <i>Curticoma</i> or <i>Densiflora</i> or <i>Flavescens</i> or <i>Hemipogon</i> or <i>Mollis</i> or <i>Nodosa</i> or <i>Semibarbata</i> or <i>Setecea</i>	 Local conservation status: some Rare or Uncommon	0.1 – 1.3 m (varies by species)	0.2 – 0.5 m	 Once established.  Well-drained soils (sandy loam, clay loam, limestone).	Yes